



WOOD PATIO DOOR WARRANTY

A warranty is more than just a piece of paper, it's a promise. For nearly 60 years, Quaker has promised to stand behind our products. Our wood patio door collection is no exception to our commitment. From glass (10 years against seal failure), to cladding (10 years against paint fading, peeling, or flaking), to hardware (limited lifetime), you'll find our wood patio door warranty to be one of the best in the industry. See your dealer or go to www.quakerwindows.com for full warranty details.

OPTIONAL GRIDS


Choose from Internal Muntins (between-the-glass), Removable Wood Muntins (interior only), or Applied Muntins (a.k.a. Simulated Divided Lites)



internal grid




removable wood grids



simulated divided lites

GRID DESIGNS:


Choose one of Quaker's Standard Designs, or opt for a "personal" or specific look.



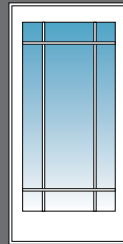
CROSS



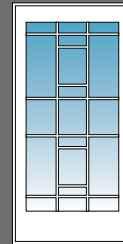
10-LITE COLONIAL



15-LITE COLONIAL



QUEEN ANNE



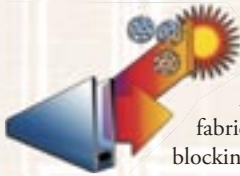
CUSTOM



BUNGALOW

HIGH PERFORMANCE LOW-E GLASS

High performance tempered Low-E glass with an argon gas fill is a standard feature of all of the wood patio doors. Low-E acts as a transparent insulation and creates year-round savings and comfort. In the winter, it works to keep heat inside. In the summer, it keeps heat out. All the while protecting fabrics and wall coverings from fading by blocking harmful U.V. rays. Tinted glass in either bronze or grey is available as an optional feature.



ENERGY STAR



All Quaker wood patio doors meet the criteria for ENERGY STAR®. The ENERGY STAR® signifies the government backed, trusted symbol for efficiency. Not only will you be saving energy by using these doors, the environment also benefits. Learn more about why you should choose ENERGY STAR® at www.energystar.gov.



SEE YOUR LOCALLY AUTHORIZED QUAKER DEALER.

QUAKER

WINDOWS & DOORS



WOOD PATIO
DOOR COLLECTION

WOOD PATIO DOOR COLLECTION

GRANDEUR

premium swinging patio door series



STANDARD FEATURES

- Multi-point hardware with three adjustable hinges
- 4 9/16" frame depth (fin to interior). Optional frame depths available.
- Stain-grade door leafs and jambs
- 8 1/8" bottom rail makes an impressive presentation & furnishes a rich, wood flavor
- Extruded aluminum anodized sill is thermally broken
- DP-40/R-40 rating (6'8" doors)
- Multiple operational set-ups available, including True French (both doors operable)
- True French Doors feature handle-activated head & foot bolt release.

* Standard features common to all Quaker wood patio doors are also included

Optional Features

- Optional hardware finishes (includes hinges): satin nickel, antique brass, brush chrome, oil rubbed bronze, polished chrome, matte black, white
 - Keyed-alike hardware
 - Threshold ramp for handicap accessibility
- * Optional features common to all Quaker wood patio doors are also available

TRUE FRENCH

Unit #	6'8" Ht.
G4068	48 1/6" x 80"
G5068	60 1/6" x 80"
G5468	64 1/6" x 80"
G6068	72 1/6" x 80"
Unit #	6'11" Ht.
G40611	48 1/6" x 82 7/8"
G50611	60 1/6" x 82 7/8"
G54611	64 1/6" x 82 7/8"
G60611	72 1/6" x 82 7/8"
Unit #	8' Ht.
G4080	48 1/6" x 96"
G5080	60 1/6" x 96"
G5480	64 1/6" x 96"
G6080	72 1/6" x 96"

2-PANEL DOORS

Unit #	6'8" Ht.
G5068	59 1/6" x 80"
G5468	63 1/6" x 80"
G6068	71 1/6" x 80"
Unit #	6'11" Ht.
G50611	59 1/6" x 82 7/8"
G54611	63 1/6" x 82 7/8"
G60611	71 1/6" x 82 7/8"
Unit #	8' Ht.
G5080	59 1/6" x 96"
G5480	63 1/6" x 96"
G6080	71 1/6" x 96"

Matching sidelite sizes also available.

All sizes shown are "Rough Opening" sizes (w x h). To get "Exact Unit Dimension" subtract 1/2" from both width and height.

1-PANEL DOORS

Unit #	6'8" Ht.
G2768	30 13/16" x 80"
G2968	32 13/16" x 80"
G3168	36 13/16" x 80"
Unit #	6'11" Ht.
G27611	30 13/16" x 82 7/8"
G29611	32 13/16" x 82 7/8"
G31611	36 13/16" x 82 7/8"
Unit #	8' Ht.
G2780	30 13/16" x 96"
G2980	32 13/16" x 96"
G3180	36 13/16" x 96"

PRO PERFORMANCE

swinging patio door series



STANDARD FEATURES

- Lever hardware, dead bolt, and hinges
 - 4 9/16" fingerjoint frame depth (fin to interior). Optional frame depths available.
 - Fingerjoint edges on panels
 - Thermally efficient self-draining sill
 - Multiple operational set-ups available, including True French (both doors operable)
- * Standard features common to all Quaker wooden patio doors are also included

Optional Features

- Optional hardware finishes (includes hinges): satin nickel, antique brass, brush chrome, oil rubbed bronze
 - Keyed-alike hardware
 - Threshold Ramp for handicap accessibility
- * Optional features common to all Quaker wood patio doors are also available

Matching sidelite sizes also available.

All sizes shown are "Rough Opening" sizes (w x h). To get "Exact Unit Dimension" subtract 1/2" from both width and height.

TRUE FRENCH

Unit #	6'8" Ht.
PP4068	49 1/6" x 80"
PP5068	60 1/6" x 80"
PP5468	64 1/6" x 80"
PP6068	72 1/6" x 80"
Unit #	6'11" Ht.
PP40611	49 1/6" x 82 7/8"
PP50611	60 1/6" x 82 7/8"
PP54611	64 1/6" x 82 7/8"
PP60611	72 1/6" x 82 7/8"

2-PANEL DOORS

Unit #	6'8" Ht.
PP5068	60 1/6" x 80"
PP5468	64 1/6" x 80"
PP6068	72 1/6" x 80"
Unit #	6'11" Ht.
PP50611	60 1/6" x 82 7/8"
PP54611	64 1/6" x 82 7/8"
PP60611	72 1/6" x 82 7/8"

1-PANEL DOORS

Unit #	6'8" Ht.
PP2768	31 1/6" x 80"
PP2968	33 1/6" x 80"
PP3168	37 1/6" x 80"
Unit #	6'11" Ht.
G27611	31 1/6" x 82 7/8"
G29611	33 1/6" x 82 7/8"
G31611	37 1/6" x 82 7/8"

PALISADE

sliding patio door series



STANDARD FEATURES

- Single point latch hardware
- 4 9/16" frame depth (fin to interior).
Optional frame depths available.
- Heavy-duty rollers on operating panel
- Heavy-duty fiberglass sill
- Factory-assembled
- DP-35/R-35 rating (6'8" doors)
- * *Standard features common to all Quaker wood patio doors are also included*

2-PANEL DOORS

Unit #	6'8" Ht.
P5068	60 1/6" x 79 3/4"
P6068	72 1/6" x 79 3/4"
P8068	96 1/6" x 79 3/4"
Unit #	6'11" Ht.
P50611	60 1/6" x 82 3/8"
P60611	72 1/6" x 82 3/8"
P80611	96 1/6" x 82 3/8"
Unit #	8' Ht.
P5080	60 1/6" x 95 3/4"
P6080	72 1/6" x 95 3/4"
P8080	96 1/6" x 95 3/4"

Matching sidelite sizes also available.

All sizes shown are "Rough Opening" sizes (w x h). To get "Exact Unit Dimension" subtract 1/2" from both width and height.

Optional Features

- For white clad units – standard finish on exterior hardware is white.
- You choose which way your door operates; right panel active or left panel active (as viewed from exterior)
- * *Optional features common to all Quaker wood patio doors are also available*

Features & Options

STANDARD WITH ALL QUAKER WOOD PATIO DOORS

- Sliding screen for two-panel doors
- Extruded Aluminum Clad Exterior
- Wood interior ready to paint or stain
- Limited lifetime warranty
- Low-E Glass / Argon Gas Fill
- * *Features specific to each series listed in each series description*

OPTIONS AVAILABLE WITH ALL WOOD PATIO DOORS

- Frame depth can be adjusted to fit any wall depth from 3 7/16" to 7 1/16"
- Matching sidelites, transoms, and archheads
- Brickmold is available
- Bronze or grey tinted glass
- * *Options specific to each series listed in the series description*

5 Standard Exterior Colors



available upon request

5 Optional Exterior Colors

